




TWIPLA vs Matomo: Comparison Analysis




- [Implementation & Maintenance](#)
[Privacy Compliance](#)
[Ease of Use](#)
[Similar Features Comparison](#)
- [Built-in Premium Features](#)
[Continuous Product Innovation](#)
[Excellent Support](#)
[From Matomo to TWIPLA](#)

Implementation and Maintenance

			Your benefit with 
Installation	Requires technical setup, including server configuration, database management, and ongoing maintenance	Simple JavaScript snippet setup	Quick plug-and-play setup saves hours of IT resources
Updates	Requires manual updates, including verification, testing, and potential downtime	Automatic updates with no manual effort	Instant access to new features with no service disruption
Server Management	Requires user-managed security patches, backups, and scaling	Fully managed	No ongoing technical maintenance or security overhead
Data Storage	Requires user-managed storage and associated costs	Included with transparent pricing	Predictable pricing with no unexpected infrastructure costs
Backup and Recovery	Manual setup and maintenance required by user	Automatic backup and disaster recovery	Reliable continuity of service without manual work, never worry about data loss




Privacy Compliance

Matomo uses cookies and requires manual configuration to meet compliance standards. **TWIPLA** is cookieless and consentless out of the box, fully aligned with global privacy laws, and easily configurable for businesses that need to adjust privacy levels to collect more data.

			Your benefit with 
Cookie Consent Requirements	Requires manual setup and maintenance of cookie consent banners	Consentless analytics by default	Up to 400% higher data capture rate
Privacy Configuration	Basic configuration	Four flexible privacy tiers adaptable to your needs	Compliance options balancing privacy with insight depth
Regional Compliance	Manual configuration	Country-specific settings	Respects local laws while maximizing data capture




Ease of Use




TWIPLA has over 2 million installations and a 4.6-star rating from Wix users. It is easy to use, even for small businesses without technical expertise. **TWIPLA** removes the learning curve that prevents Matomo users from getting real value from their analytics.

			Your benefit with 
User Interface	Interface designed for technically experienced users	Intuitive dashboard designed for business users	Enables non-technical team members to access insights quickly
Learning Curve	Challenging for beginners, requiring significant training	Gentle onboarding with guided tutorials	Enables teams to boost productivity from day one
Market Validation	Low adoption among small and non-technical businesses	2+ million Wix platform installations	Trusted for ease of use by non-technical users and rated 4.6/5 overall
Mobile Accessibility	Limited optimization	Mobile-responsive interface	Access insights anywhere, anytime, on any device
Data Visualization	Basic charts with limited concurrent metrics	Advanced multi-metric charts; includes visitor map visualization	Easily interpret data without needing analytics expertise

Similar Features Comparison




Both platforms offer these core features, but **TWIPLA** bring superior implementation and long-term value to each one.

			Your benefit with 
Real-Time Tracking	Data lag for high-traffic sites	Included	Immediate insights for time-sensitive decisions
Custom Dashboards	Limited widgets, shared dashboard changes not synced	Unlimited dashboards with saved filters, shared securely, creator-only edits synced for consistent views	Personalized analytics for every stakeholder with “view-only” access to one or multiple custom dashboards
UTM Campaign Tracking	Basic UTM tracking, limited filtering	Extensive built-in UTM tracking with detailed campaign breakdowns and filters	Deep campaign performance insights
Data Retention	Limited to 24 months (cloud version)	Indefinite retention included	Retains all historical data for comprehensive trend analysis

			Your benefit with 
Event Tracking	Basic tracking implementation	Auto-event tracking and funnels based on events	Comprehensively track and analyze all visitor interactions
Custom Events	Limited to basic event parameters (Category, Action, Label, Value)	Includes an optional Fields Object to store unlimited additional parameters for richer event data	Sophisticated analysis of custom events
Data Storage	Self-hosted	Germany (ISO 27001-certified)	Enhanced security and compliance assurance
Platform Recognition	G2 Rating: 4.2/5 (90 reviews)	G2 Rating: 4.5/5 (43 reviews) - Spring 2025 Momentum Leader	Join a platform recognized for rapid innovation

Built-in Premium Features

Matomo requires plugins, manual setup, and ongoing maintenance of added features. **TWIPLA** includes all premium features by default, fully integrated, ready to use, and without technical complexity.

			Your benefit with 
Session Recordings	<div>✗</div> Requires plugin; outdated UI; no text obfuscation; manual page navigation in session recordings	<div>✓</div> No setup needed; includes text obfuscation for privacy and seamless session playback	Observe visitor behavior while maintaining privacy compliance
Heatmaps	<div>✗</div> Requires plugin; limited device segmentation	<div>✓</div> Built-in, includes scroll, click, and device-specific heatmaps	Understand user interaction patterns across all devices
Conversion Funnels	<div>✗</div> Requires plugin; no retroactive data; limited funnel criteria	<div>✓</div> Built-in, retroactive, supports 14 levels with multiple trigger types and level-specific criteria	Analyze highly complex conversion and visitor paths using funnel-level criteria like custom events, alarming event triggers, specific page visits, and more
Alarming Behavior Tracking	<div>✗</div> Not available	<div>✓</div> Included, identifying events as rage clicks, dead clicks, and rapid reloads	Detect key visitor frustrations impacting user experience and conversion performance
Visitor Polls	<div>✗</div> Not available	<div>✓</div> Included, advanced targeting	Collect visitor feedback through polls that appear on your website, with results displayed in the analytics platform



Your benefit with 

Visitor Surveys	<div><div></div><div>Requires plugin; limited customization</div></div>	<div><div></div><div>Built-in, design control and 10 pre-built question types</div></div>	Versatile URL surveys shared via a separate link for in-depth customer research
eCommerce Analytics	<div><div></div><div>Requires plugin</div></div>	<div><div></div><div>Built-in, includes cart activity, product performance, and sales funnels</div></div>	Deep revenue and product performance insights
Competition Analysis	<div><div></div><div>Not available</div></div>	<div><div></div><div>Competitive benchmarking included</div></div>	Automatically understand your market position
Custom Branding	<div><div></div><div>Requires plugin; limited customization</div></div>	<div><div></div><div>Fully white-labelable to brand identity</div></div>	Deliver analytics fully under your own brand, with custom logos, colours, and font options

Continuous Product Innovation

TWIPLA invests heavily in breakthrough innovations. Our development velocity means you're always ahead of the curve, not catching up to it.



Your benefit with 

Development Focus	<div><div></div><div>Recent updates mainly address bug fixes and maintenance</div></div>	<div><div></div><div>Breakthrough feature development and innovation</div></div>	Access to cutting-edge capabilities that drive business growth
Feature Release Frequency	<div><div></div><div>Limited to 2–3 major updates annually</div></div>	<div><div></div><div>New features added monthly to quarterly</div></div>	Sustained competitive advantage through continuous innovation
Update Process	<div><div></div><div>Requires manual installation and testing, with possible downtime</div></div>	<div><div></div><div>Automatic updates with zero effort</div></div>	Always running the latest version
Innovation Timeline	<div><div></div><div>Typically 12–18 months behind current market trends</div></div>	<div><div></div><div>First-to-market with emerging analytics trends</div></div>	Early access to groundbreaking features

Excellent Support

TWIPLA doesn't just provide software; we offer a partnership focused on your success. From implementation to optimization, our support system helps you maximize your analytics ROI.



Your benefit with 

Support Availability

Community forums and paid support tiers

24/7 live chat support included

Support available when you need it, not just during limited hours

Live Demonstrations

Limited demo availability

On-demand live demos with product experts

See exactly how TWIPLA solves your specific challenges

From Matomo to TWIPLA

Data Migration:

While direct migration of historical Matomo data into **TWIPLA** is not available as standard, we're happy to assist and can provide a custom migration quote for hosting.de if desired. Preserving historical data can enhance future insights, but it's not required to start benefiting from **TWIPLA**.